

# A100 Alarm Sounder

**The A100 is a compact, high output, 104dB(A) alarm sounder. CPR compliant, EN54-3 tested and UL approved. Featuring 32 alarm tone frequencies and 3 remotely activated stages/channels.**

Low current consumption and high SPL in a robust fire retardant housing ensure the A100 is suitable for all general signalling applications including fire, security and process control. The A100 is a member of the versatile AlertAlarm family of industrial alarm horn sounders – also available with Xenon, AL100X or LED beacons, AL100H.

## Features

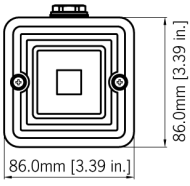
- Automatic synchronisation on multi-sounder system.
- Continuously rated.
- Stainless steel fixings.
- Unit can be mounted using external lugs or internal BESA compatible fixing positions.
- Duplicate cable terminations (in & out for daisy-chain installations).
- Tropicalisation available on request.
- Available with custom tone configurations and frequencies.
- Stage programmable version available:
  - 45 alarm tones
  - 4 remotely selectable stages
  - Any tone can be assigned to any stage
  - User configurable continuous frequency tone

## Approvals

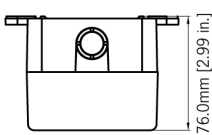
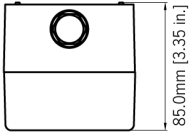
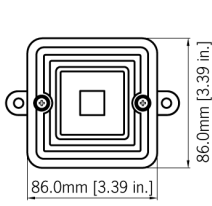
- EN54-3 (CPD 89/106/EEC).
- UL & cULus approved: General signalling use.
- GOST-R approved. Cert: POCC GB.JB05.H00144.



UL approved version



Non-UL approved version



## Specification

Maximum output:	104dB(A) @ 1 metre [95dB(A) @ 10ft/3m]
Nominal output:	100dB(A) @ 1m +/- 3dB - Tone 2 [91dB(A) @ 10ft/3m]
No. of tones:	32 (UK00A / PFEER compliant)
No. of stages:	3
Volume control:	Max. 100dB(A); Min. 90dB(A) - Tone 2
Effective range:	32m/105ft @ 1KHz
Voltages DC:	24V dc (10-30V dc); 48V dc (35-60V dc) [DC units can use 24V ac for single stage applications.]
Voltages AC:	24V ac; 115V ac; 230V ac
Stage switching:	Negative Reverse polarity stage switching on DC units.
Ingress protection:	IP66
Housing material:	High impact UL94 V0 & 5VA FR ABS
Colour:	Red (RAL3000), grey (RAL7038) & white.
Cable entries:	3 x M20 clearance gland entries in side & back
Terminals:	0.5 to 1.5mm <sup>2</sup> cables.
Operating temp:	-25 to +55°C [-13 to +131°F]
Storage temp:	-40 to +70°C [-40 to +158°F]
Relative humidity:	90% at 20°C [68°F]
Weight:	DC: 0.26kg/0.57lbs AC:0.37kg/0.81lbs

## Part Codes

Version:	Part code:
24V dc	A100DC24[x]
48V dc	A100DC48[x]
24V ac	A100AC24[x]
115V ac	A100AC115[x]
230V ac	A100AC230[x]

[x] = Enclosure G: Grey R: Red W: White  
colour:

Suffix part number with '-P' for stage programmable, 4 stage, 45 tone version (not available with UL approval).

Suffix part number with '-UL' for UL approved version. Please note UL approved version does not feature mounting lugs

## Current Consumption

Version:	Voltage:	Current:
24V dc	10-30V dc	25mA*
48V dc	35-60V dc	50mA*
24V ac 50/60Hz	+/-10%	40mA
115V ac 50/60Hz	+/-10%	20mA
230V ac 50/60Hz	+/-10%	15mA

\* current at nominal voltage on Tone 2

## Tone table

<b>S 1</b>	<b>Description</b>	<b>S 2</b>	<b>S 3</b>
T 2	800/1000Hz @ 0.25 sec Alternating	T 17	T 5
T 3	500/1200Hz @ 0.3Hz 0.5 sec Slow Whoop	T 2	T 5
T 4	800/1000Hz @ 1Hz Sweeping	T 6	T 5
T 5	2400Hz Continuous	T 3	T 20
T 6	2400/2900Hz @ 7Hz Sweeping	T 7	T 5
T 7	2400/2900Hz @ 1Hz Sweeping	T 10	T 5
T 8	500/1200/500Hz @ 0.3Hz Sweeping	T 2	T 5
T 9	1200/500Hz @ 1Hz - DIN / PFEER P.T.A.P.	T 15	T 2
T 10	2400/2900Hz @ 2Hz Alternating	T 7	T 5
T 11	1000Hz @ 1Hz Intermittent	T 2	T 5
T 12	800/1000Hz @ 0.875Hz Alternating	T 4	T 5
T 13	2400Hz @ 1Hz Intermittent	T 15	T 5
T 14	800Hz 0.25sec on, 1 sec off Intermittent	T 4	T 5
T 15	800Hz Continuous	T 2	T 5
T 16	660Hz 150mS on, 150mS off Intermittent	T 18	T 5
T 17	544Hz (100mS)/440Hz (400mS) - NF S 32-001	T 2	T 27
T 18	660Hz 1.8sec on, 1.8sec off Intermittent	T 2	T 5
T 19	1.4KHz-1.6KHz 1s, 1.6KHz-1.4KHz 0.5s -NFC48-265	T 2	T 5
T 20	660Hz Continuous	T 2	T 5
T 21	554Hz/440Hz @ 1Hz Alternating	T 2	T 5
T 22	544Hz @ 0.875 sec. Intermittent	T 2	T 5
T 23	800Hz @ 2Hz Intermittent	T 6	T 5
T 24	800/1000Hz @ 50Hz Sweeping	T 29	T 5
T 25	2400/2900Hz @ 50Hz Sweeping	T 29	T 5
T 26	Bell	T 2	T 15
T 27	554Hz Continuous	T 26	T 5
T 28	440Hz Continuous	T 2	T 5
T 29	800/1000Hz @ 7Hz Sweeping	T 7	T 5
T 30	300Hz Continuous	T 2	T 5
T 31	660/1200Hz @ 1Hz Sweeping	T 26	T 5
T 32	Two T chime.	T 26	T 15