



Part No. ADD 5000-700

Product Information

The Intelligent Industrial Manual Call Point has been designed to operate on a loop of intelligent fire detection devices. An alarm is initiated by pressing the resettable element. The manual call point signals to the Control and Indicating Equipment using an interrupt feature within the Syncoln Digital Protocol. An alarm status is indicated through the rotation of the resettable element, displaying yellow and black indication bars and a solid red LED. The manual call point can be easily reset from the front using the supplied reset key.

- Resettable operating element
- Easy access, front reset mechanism
- E-Z fit connector system for installation
- Ergonomic reset key
- EN 54-11 & EN 54-17 Certified
- 170° viewable LED
- Continuity link for cable insulation testing
- Suitable for semi flush or surface mounting

TECHNICAL DATA

Supply voltage	17-35V DC
Digital Communications Protocol	Core Protocol, Discovery & XP95 compatible 5-13V Peak to Peak
Current Consumption (max) at 24V DC	
Power Up Surge (1s typical)	1mA
Quiescent	100µA
Alarm current (LED On)	4mA
Operating temperature	-60°C to 90°C
Humidity	0% to 99%RH (no condensation or icing)
Vibration, impact and shock	EN 54-11 & EN 54-17 (Red version only)
IP Rating	IP66
Approvals & standards	EN 54-11, EN 54-17, CPR & LPCB (Red version only)
Dimensions	90mm height x 90mm width x 63mm depth
Weight	190g

Protocol Compatibility

The Industrial Manual Call Point will operate with compatible Syncoln control equipment using the digital XP95, Discovery and Core Protocols.

Electrical Consideration

The Industrial Manual Call Point is loop powered and operates at 17-35V DC for all variants.

Operating Principles





The address of each call point is set at the commissioning stage by means of a DIL switch.

A solid red alarm LED is provided on the manual call point. This LED is controlled independently of the call point, by the control panel. The LED will flash yellow if there is a fault and flash green when the device is polled. Discovery and Core Protocol configurable.

Once activated, the Intelligent Manual Call Point can be reset by inserting the reset key into the front facing LED, turning clockwise until a positive click and reset occurs.

The Industrial Manual Call Point incorporates a short circuit isolator which will ensure its operation in the event of a short circuit fault on the loop. Isolator operation is indicated by a solid yellow LED.

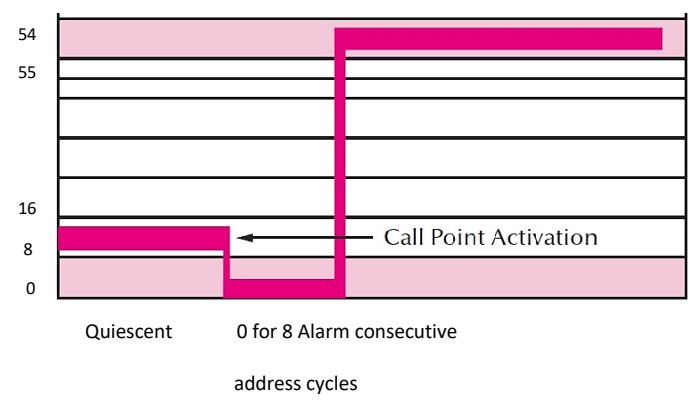
This manual call point helps reduce installation time as all the initial installation cabling is wired to a removable



terminal block which fits neatly in the back of the manual call point.

A copy of the Declaration of Conformity is available from Syncoln on request.

Industrial Manual Call Point Response Characteristics
Analogue Value (Counts)



Conformity of the Industrial Manual Call Point with the EMC Directive does not confer compliance with the directive on any apparatus or systems connected to it.

Construction Products Regulation 305/2011

The Intelligent Manual Call Point complies with the essential requirements of the Construction Products Regulation 305/2011.

A copy of the Declaration of Performance is available from Syncoln on request.

Intelligent Manual Call Point

Mechanical Construction

The component parts of the call point are moulded in a robust fire-retardant polycarbonate with heavy duty materials and IP66 Standards.

EMC Directive 2004/108/EC

The Industrial Manual Call Point not only complies with the essential requirements of the EMC Directive 2004/108/EC, provided that it is used as described in this data sheet but also with strengthened Design and use of highest quality materials it will withstand higher temperature and environmental shocks than normal series which makes it more durable and reliable in Industrial facilities.

