

BASE SHORT CIRCUIT ISOLATOR

VDOT-STB-SCI



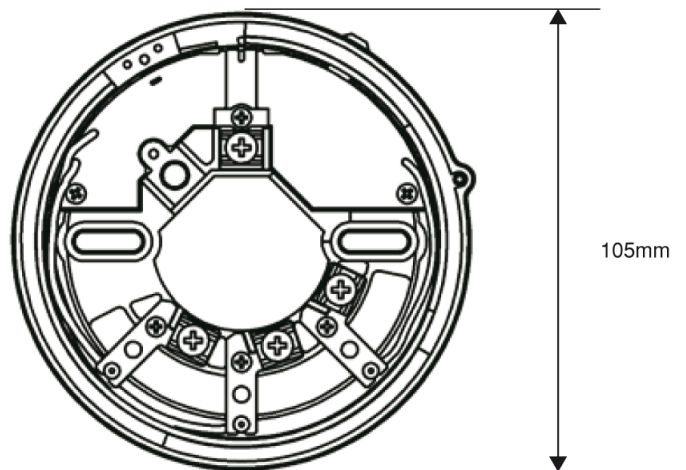
▪ **Features**

- Short circuit isolator base.
- UL Listed Base.
- Compatible to Velocity’s UL Listed detectors.
- Supplied with one LED indicator of S/C condition.
- Contains a locking screw for tamper protection.
- Current consumption 0.12 mA (Standby), 22 mA (Activated).
- Power supply 20 VDC to 38 VDC supplied by loop.

▪ **Description**

VDOT-STB-SCI is a 4 inch mounting base with short circuit isolator that isolates short-circuit to protect a detector failing. When short circuit is detected, LED indicator illuminates and the short-circuit area is isolated automatically. Upon removal of the short condition, the area is automatically connected to go back to the normal operating status. VDOT-STB-SCI can be mounted to 3-1/2” octagonal electrical box, or to 4” square or 4” octagonal electrical box when using VDOT-ADP optional mounting adaptor. The base is supplied with 3 terminals as standard. The 12 - 20 AWG field wire can be connected to the terminals. VDOT-STB-SCI contains a locking screw to avoid unauthorized removal of detectors.

▪ **Dimensions**



▪ **Compatible Detector Models**

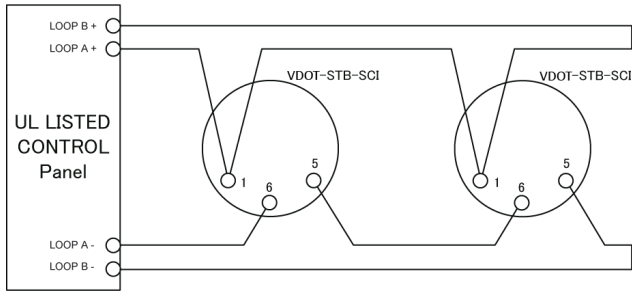
Models	Description
VDOT-PY	Addressable Photoelectric Smoke Detector
VDOT-PYH	Addressable Multisensory Detector
VDOT-H2	Addressable Heat Detector
VDOT-DPH	Addressable Dual Optical / Heat Detector



Installation Diagrams

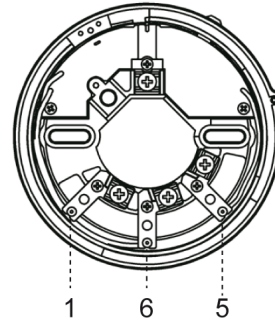
Analog Addressable Wiring

When connected to analog addressable detectors such as VDOT-PY, VDOT-PYH, VDOT-H2, VDOT-DPH, etc.



Terminals

VDOT-STB-SCI base is supplied with 3 terminals as follows:

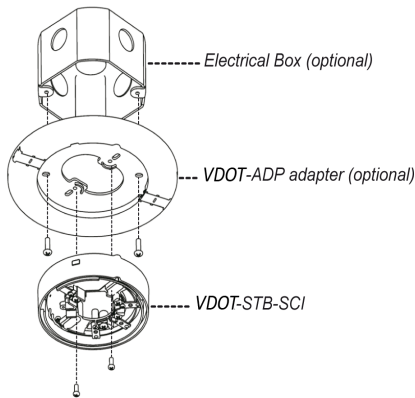


Terminals

- Terminal 1 = SLC+
- Terminal 6 = SLC - IN
- Terminal 5 = SLC - OUT

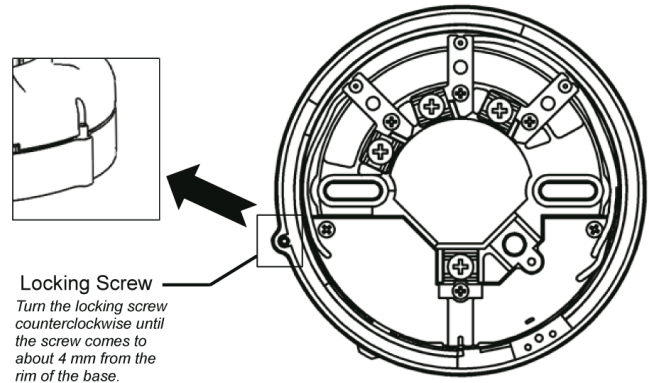
Mounting

VDOT-STB-SCI can be mounted to a 3-1/2" octagonal electrical box, or to a 4" square or a 4" octagonal electrical box when using a STBA-ADP optional mounting adaptor.



Locking Screw

VDOT-STB-SCI contains a locking screw to avoid unauthorized removal of detectors.



Locking Screw
Turn the locking screw counterclockwise until the screw comes to about 4 mm from the rim of the base.

Specifications

Specifications	VDOT-STB-SCI
SLC Applied Voltage	Rated Range 20 VDC to 38 VDC
SLC Current Consumption	Standby: 100 µA Activated (SCI Isolation): 22mA
SCI On Resistance	0.2 ohms (max)
SCI Fault Detection Voltage	10 V (min)
LED Visual Indicator	Short Circuit - Solid Yellow LED
Operating Temperature	-10°C to +83°C (14°F to 181.4°F)
Storage Temperature	-20°C to +60°C (-4°F to 140°F)
Relative Humidity	≤ RH 95 % non-condensing
Environment	Indoor, dry use only
Terminal	AWG12-22
Dimensions	φ104 mm x H 15 mm
Weight	65 g
Standard	UL268 and UL521

All specifications are subject to change without any notice. For more information, contact with VELOCITY.



Zeta Alarms Limited
72-78 Morfa Road, Swansea
SA1 2EN
Tel: +44 1792 455 175 FAX: +44 1792 455 176

Distributed By