

SPRINT™ HOLDFAST

MAGNETIC LOCKS S01GL WEATHER-RESISTANT

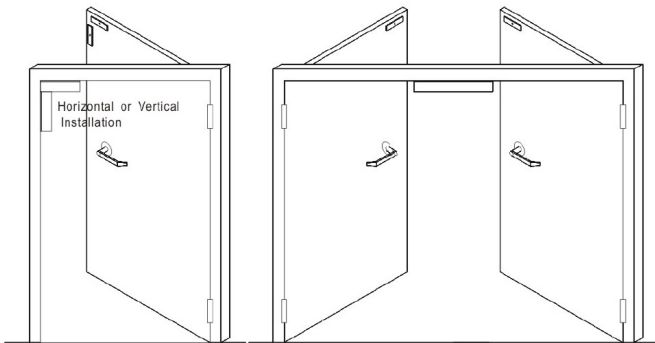
SPECIFICATIONS AND TECHNICAL DETAILS

Dimensions: 203mmLx44mmWx40mmD
Armature plate - 158mmLx40mmWx12mmT

Face mounted
Stainless steel housing
Current draw: 500mA/12v , 250mA/24v
Dual voltage: 12v/24v DC
Holding force: About 600lbs (280kg)
Options: Lock status sensor
Voltage spike suppressor

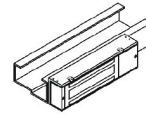


■ SUGGESTED INSTALLATION POSITIONS

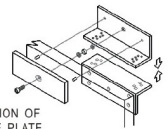


■ TYPICAL INSTALLATION

INSTALLATION OF MAGLOCK ON INSWINGING DOOR

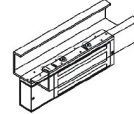


INSTALLATION OF
MAGLOCK BODY
ON DOOR FRAME

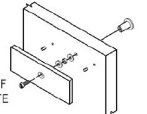


INSTALLATION OF
ARMATURE PLATE
ON DOOR LEAF

INSTALLATION OF MAGLOCK ON OUTSWINGING DOOR

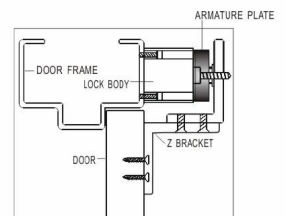
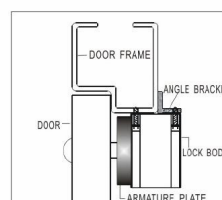
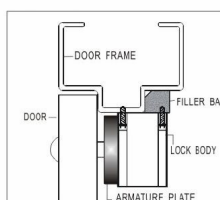
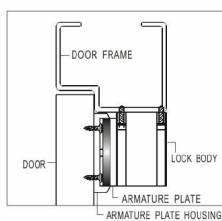
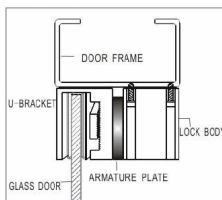


INSTALLATION OF
MAGLOCK BODY
ON DOOR FRAME



INSTALLATION OF
ARMATURE PLATE
ON DOOR LEAF

■ APPLICATIONS



SPRINT RESERVES THE RIGHT TO CHANGE SPECIFICATIONS WITHOUT NOTICE.



LISTED
AUXILIARY LOCK 3/4 HR. RATING
30JE