

# SPRINT™ HOLDFAST

## MAGNETIC LOCKS S01 SERIES

### SPECIFICATIONS AND TECHNICAL DETAILS

Dimensions: S01 (Single) 250mmLx42mmHx26mmD  
S01 (double) 500mmLx42mmHx26mmD

Surface mounted

Current draw: 400mA/12v, 250mA/24v

Dual voltage: 12v/24v DC

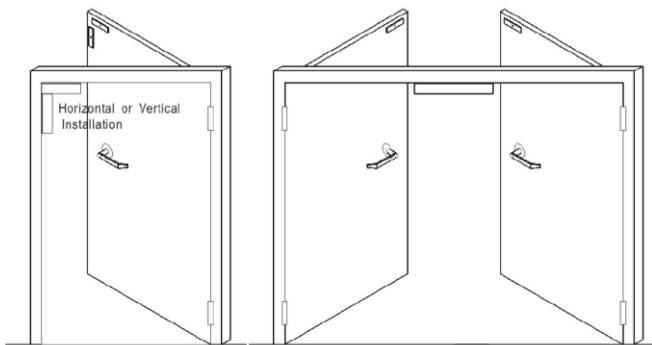
Options: Timer, LED, Lock and door status sensors

Holding Force: About 600lbs (280kg)

Built-in voltage spike suppressor

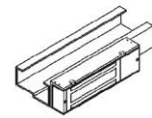


### ■ SUGGESTED INSTALLATION POSITIONS

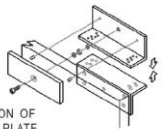


### ■ TYPICAL INSTALLATION

#### INSTALLATION OF MAGLOCK ON INSWINGING DOOR



INSTALLATION OF  
MAGLOCK BODY  
ON DOOR FRAME

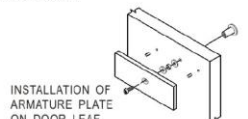


INSTALLATION OF  
ARMATURE PLATE  
ON DOOR LEAF

#### INSTALLATION OF MAGLOCK ON OUTSWINGING DOOR

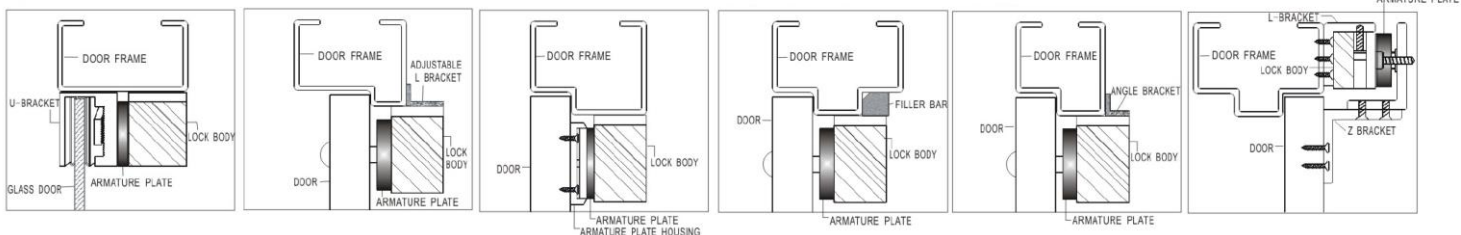


INSTALLATION OF  
MAGLOCK BODY  
ON DOOR FRAME



INSTALLATION OF  
ARMATURE PLATE  
ON DOOR LEAF

### ■ APPLICATIONS



SPRINT RESERVES THE RIGHT TO CHANGE SPECIFICATIONS WITHOUT NOTICE.



LISTED  
AUXILIARY LOCK 3/4 HR. RATING  
30JE