

SPRINT™ HOLDFAST

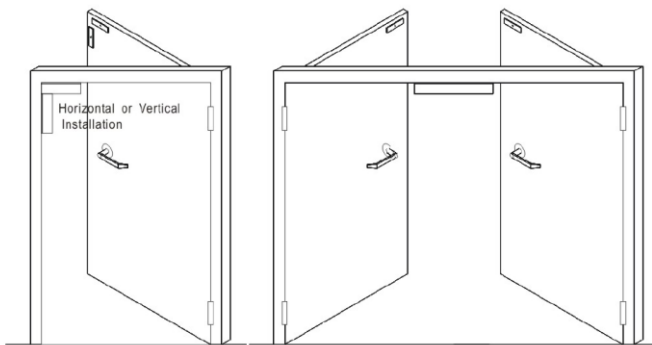
MAGNETIC LOCKS S0 SERIES

SPECIFICATIONS AND TECHNICAL DETAILS

Dimensions: 206mmLx40mmWx21mmD
 Armature plate - 130mmLx32mmWx21mmD
 Surface mounted
 Current draw: 500mA/12vDC, 250mA/24vDC
 Dual Voltage: 12V or 24V
 Operations: Lock status sensor
 Holding Force: about 300lbs
 Built-in voltage spike suppressor

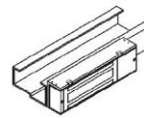


■ SUGGESTED INSTALLATION POSITIONS

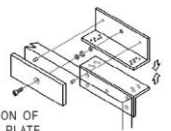


■ TYPICAL INSTALLATION

INSTALLATION OF MAGLOCK ON INSWINGING DOOR

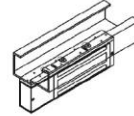


INSTALLATION OF
MAGLOCK BODY
ON DOOR FRAME

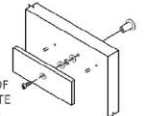


INSTALLATION OF
ARMATURE PLATE
ON DOOR LEAF

INSTALLATION OF MAGLOCK ON OUTSWINGING DOOR

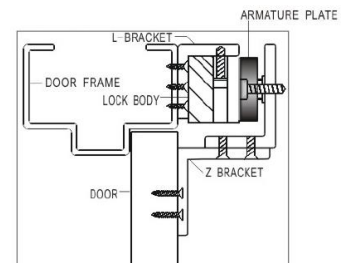
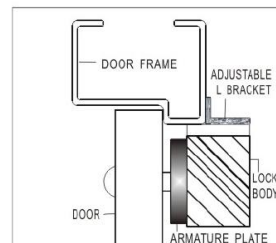
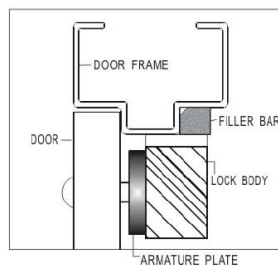
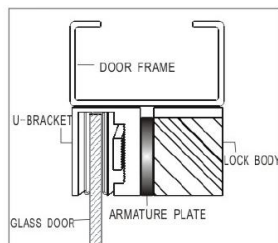


INSTALLATION OF
MAGLOCK BODY
ON DOOR FRAME



INSTALLATION OF
ARMATURE PLATE
ON DOOR LEAF

■ APPLICATIONS



SPRINT RESERVES THE RIGHT TO CHANGE SPECIFICATIONS WITHOUT NOTICE.

