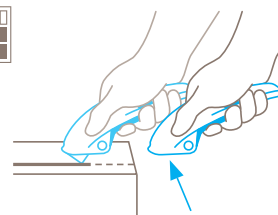


TECHNICAL DATA SHEET

SECUPRO MARTEGO NO. 122001

Safety technology



Fully automatic blade retraction – a very high degree of safety

The fully automatic blade retraction of the SECUPRO MARTEGO guarantees a very high degree of safety from cut injuries. The blade withdraws into the handle immediately after leaving the material being cut. Even when the lever is still being squeezed.



SQUEEZE-LEVER KNIFE WITH FULLY AUTOMATIC BLADE RETRACTION FOR ALL NORMAL CUTTING JOBS.

Order No. 122001.02

For highest demands.

A cutting tool in which function and design go hand in hand? Meet the SECUPRO MARTEGO, our prize winning squeeze-grip safety knife with fully automatic blade retraction. Get used to the word "very" in its presence: it's very safe, very robust, very ergonomic, very versatile, and made to very high standards. This knife is not only suitable for both right and left-handed users, but also for those with larger hands.

Perfect handling

The advantages of the SECUPRO MARTEGO lie in your hands. The ergonomic squeeze-grip, the soft grip for better handling, the "pre-set" cutting edge; these three factors guarantee an ergonomic experience.

4-cutting edge blade

The Solingen quality blade, with its four sharp edges, can be rotated multiple times. It's worth it! In the meantime, a relatively small cutting depth protects your goods from unnecessary damage.

Change safely

When you need to change the blade, you can do so without any additional tools. Here, the "attraction" of the SECUPRO MARTEGO is revealed: the integrated magnet ensures that the blade cannot fall out.

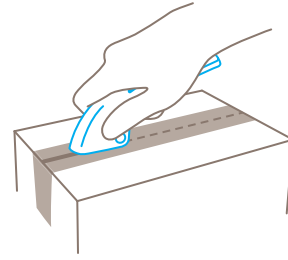
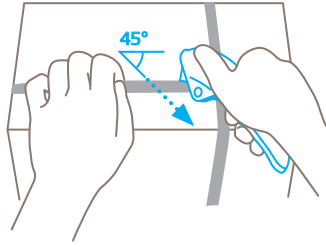
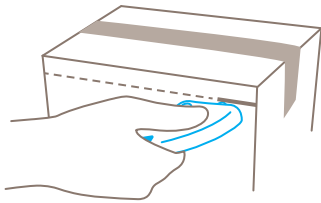
Everything under control

It's all about aluminium. The powder-coated metal body does not only contribute to the SECUPRO MARTEGO's extraordinary design. It credits the safety knife with extreme robustness and durability.

Blade lock for extra protection












Your SECUPRO MARTEGO accompanies you on your job at every cut and turn? Glad to hear it. But always press the blue blade lock when you've finished cutting! This way the blade cannot make a surprise appearance.

USAGE












PRODUCT FEATURES

Technical features

 Very high safety	 Safer blade change (with magnet)	 Very abrasion resistant	 Very ergonomic
 Safety lock	 4-cutting edge blade	 Cutting depth	 Ceramic blade insertable
 Soft grip	 For right and left handers	 Printable for promotional purposes	

Main cutting materials

 Cardboard: up to 2-ply	 Plastic strapping band	 Tape	 Slabbing material off a roll
 PVC	 Wrapping, stretch and shrink foil	 Layers of foil or paper	 Yarn, cord
 Bagged goods	 Textile, material		

Installed blade



NO. 92
0.40 mm

Optional blade



NO. 92C
0.50 mm, ceramic

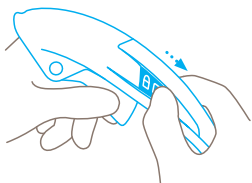


NO. 60092
0.40 mm, rounded blade tips

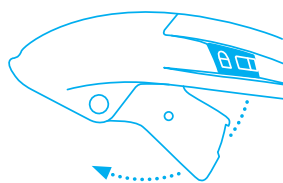


NO. 192
0.40 mm, stainless

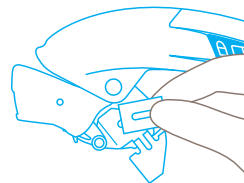
BLADE CHANGE



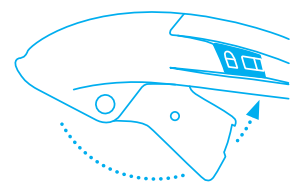
Lock your cutting tool and pull back the small **black blade-change button**.



Swing the lever out of the handle and flip open the blade cover.



Now you can either **rotate or replace the blade**. Please close the blade cover again.



Finally, push the lever back into the handle until you **hear it click into place**.

SERVICES OFFERED



Safety poster



Training video



Technical data sheet



Consulting service

PRODUCT AND PACKAGING DETAILS

Order No.	NO. 122001.02	Packaging unit	1 in single unit box
Knife size (L x W x H)	155 x 18 x 48.5 mm	Size Single unit box	160 x 22 x 58 mm
Weight knife	105.0 g	Weight single unit box	124.0 g
Basic material	Aluminium	EAN Code single unit box	4002632920073
Cutting depth	9 mm	Quantity in outer pack	10 knives
		Size outer pack	120 x 120 x 165 mm
		Weight outer pack	1309.9 g
		EAN Code outer pack	4002632996399
		Customs tariff number	82119300

SAFETY CERTIFICATE

Date of issue	15.1.2020
Certification	GS certificate NO. 178906-7058-55094-2020

Certificates and awards



SAFETY INSTRUCTIONS

To ensure that you use your new MARTOR knife safely and most effectively, please read and note the following user-instructions. Please keep the written guide in a safe place so that you can access it at any time.

1. General application instructions: Please always use the product carefully for manual cutting work only and not for any purposes other than those that are intended. Please take the correct handling and the proper use of the knives into account in this regard. As an additional safety measure, we recommend the wearing of safe gloves.

2. Special application instructions to avoid the danger of injuries: Only use knives that are in perfect condition and have sharp, clean and undamaged MARTOR blades. Employ the utmost care when handling the knives. Prior to use, familiarise yourself with the safety features and their functioning. Ensure that these safety features are not impaired by the type of material to be cut. CAUTION: The blade is sharp and can result in serious and deep cuts. Therefore, never reach into the blade! Do not place your free hand in the line of cutting and never cut directly towards you.

3. Replacement of spare parts: Replace any blades that become dull at the right time! Use only the replacement blades from MARTOR for this purpose. Dispose of old blades

in a proper fashion. They should not be placed in a waste paper bin, as this poses a considerable danger of injuries. Never perform any repairs yourself. If the knife shows signs of aging or any other wear, e.g. which impair safety features, blade changing or usage, the knife must be taken out of service and replaced. Do not modify this product in any way. Modifications of any kind may impair product safety. CAUTION: The risk of injury caused by manipulation of this product is extremely high.

4. Non-use of the knife: Always secure the blade in such a way (depending on product type) that injuries due to cuts are excluded. Store the knife in a secure place.

5. Care instructions: To guarantee a long service life, always keep the knife clean and do not expose it to unnecessary soiling and humidity.

CAUTION: No liability will be assumed for consequential losses. Subject to technical changes and errors! This knife does not belong in the hands of children!

ACCESSORIES

BELT HOLSTER M WITH CLIP NO. 9921




What do you do with your cutting tools when you are not actually using them? The MARTOR BELT HOLSTER M is a robust holder that allows you to carry all midsize MARTOR knives as well as our safety scissors at all times. In addition, the interior and exterior pockets are designed to allow you to load different tools: for example you can carry an extra safety knife, a pen and a pack of blades. The MARTOR BELT HOLSTER is the ideal place to stow your tools safely when moving from A to B - and have them at hand, as soon as they are required.

USED BLADE CONTAINER NO. 9810



You can fill the USED BLADE CONTAINER with the content of your SAFEBOX. Or directly with your used blades. When the box is full, turn the lid until it shuts. Now the box cannot be reopened. The next step is to safely and completely dispose of the filled USED BLADE CONTAINER as normal waste.

WALL MOUNT BRACKET USED BLADE CONTAINER NO. 9845



Include it in your order now! With this mounting bracket you can fix your USED BLADE CONTAINER to a central location. Use the clamp and screws and nuts supplied with the product to attach it to either a pipe or a rod.

SAFEBOX NO. 108000



The SAFEBOX is large enough to store a large number of used blades safely. And at the same time, it is compact enough to carry with you. The two slits are not only used for filling, but also to „shorten“ your snap-off blades. When your SAFEBOX is full, empty it into your USED BLADE CONTAINER.

MANUFACTURER

MARTOR KG | Lindgesfeld 28 | 42653 Solingen | Germany
T +49 212 73870-0 | info@martor.de | www.martor.com