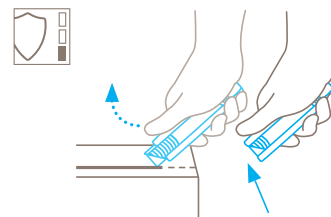


TECHNICAL DATA SHEET

SECUNORM SMARTCUT NO. 110000

Safety technology



Automatic blade retraction – a high degree of safety

The automatic blade retraction of the SECUNORM SMARTCUT guarantees a very high degree of safety from cut injuries. As soon as you have started to cut, take your thumb off the slider. The blade can thus withdraw back into the handle immediately after leaving the material being cut.



SMALL DISPOSABLE SAFETY KNIFE WITH AUTOMATIC BLADE RETRACTION.

Order No. 110000.02

Yes, a cutting tool can be this SMART.

Make one cut with this knife and you'll know immediately why it's called a SMART cut. Its light and compact shape is SMART. The fact that it is suitable for almost all types of cutting material is SMART. Automatic blade retraction in such a small housing is SMART. Its immense popularity as an attractive commercial cutter definitely proves its SMARTness.

One use, two advantages

The SECUNORM SMARTCUT is a disposable cutter. For you, that means: no risk of injury when changing the blade. The blade will also not get lost in the production process.

Slider on both sides

With the right hand? With the left hand? This question does not arise. Because we have fitted the SECUNORM SMARTCUT with a slider that is accessible from both sides. Choose for yourself!

Light and easy

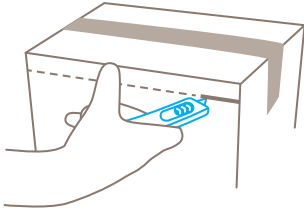
At only 17 g, the SECUNORM SMARTCUT is a genuine light weight. This also contributes to quick and efficient cutting. Without hands and arms getting tired.

Perfect handling

The product not only looks handy. Its small, rounded handle really does sit comfortably in your hand. And there's much more: So that your thumb doesn't slip, the slider has grooves.

You can't lose it

As compact as the SECUNORM SMARTCUT is - there is an eyelet for tethering the cutter to you or the work station.



PRODUCT FEATURES

Technical features



High safety



Disposable knife



Very ergonomic



Extended blade length



Cutting depth



For right and left hander



Lanyard hole



Printable for promotional purposes

Main cutting materials



Cardboard: up to 2-ply



Wrapping, stretch, and shrink foil



Tape



Layers of foil or paper



Yarn, cord

Installed blade

Blade thickness 0.63 mm

BLADE CHANGE

Please note: the blade is moulded into the body of the cutter and cannot be changed. Blade thickness 0.63 mm.

SERVICES OFFERED



Training video



Technical data sheet



Consulting service

PRODUCT AND PACKAGING DETAILS

Order No.	NO. 110000.02	Packaging unit	1 in single unit box
Knife size (L x W x H)	110 x 12.5 x 25 mm	Size Single unit box	113 x 13 x 27 mm
Weight knife	17.2 g	Weight single unit box	21.3 g
Basic material	Plastic	EAN Code single unit box	4002632916571
Extended blade length	13.7 mm	Quantity in outer pack	20 knives
Cutting depth	11.6 mm	Size outer pack	155 x 115 x 40 mm
		Weight outer pack	459.6 g
		EAN Code outer pack	4002632967894
		Customs tariff number	82119300

SAFETY CERTIFICATE

Date of issue	15.06.2012
Certificate	GS certificate NO. S 60077225

Certificates and awards



SECURITY ADVICE

To ensure that you use your new MARTOR knife safely and most effectively, please read and note the following user-instructions. Please keep the written guide in a safe place so that you can access it at any time.

1. Usage advice: Please use the product carefully for described work only and not for any purposes other than those that are intended. Please take the correct handling and the proper use of the cutting tool into account in this regard.

2. Special application Instructions to avoid the danger of injuries: Only use cutting tools that are in perfect condition and have sharp, clean and undamaged blades. Employ the utmost care when handling the knives. CAUTION: The blade is sharp and can result in serious and deep cuts. Therefore, never reach into the blade! To reduce the danger of injuries, hold the hand that is being used to restrain and stabilise the cutting base in such a manner that the restraining hand or even other body parts are not endangered in the event that the knife slips. Do not modify this product in any way. Modifi-

cations of any kind may impair product safety. CAUTION: The risk of injury caused by manipulation of this product is extremely high. When both cutting edges are no longer sharp, dispose of the knife as general waste.

3. Non-use of the knife: Store the knife in a secure place.

4. Care instructions: Always keep the knife clean and do not expose it to unnecessary humidity to safeguard a long service life.

CAUTION: No liability will be assumed for consequential losses. Subject to technical changes and errors! This knife does not belong in the hands of children!

ACCESSORIES

BELT HOLSTER M WITH CLIP NO. 9921




What do you do with your cutting tools when you are not actually using them? The MARTOR BELT HOLSTER M is a robust holder that allows you to carry all midsize MARTOR cutters as well as our safety scissors at all times. In addition, the interior and exterior pockets are designed to allow you to load different tools: for example you can carry an extra cutter, a pen and a pack of blades. The MARTOR BELT HOLSTER is the ideal place to stow your tools safely when moving from A to B - and have them at hand, as soon as they are required.

USED BLADE CONTAINER NO. 9810



You can fill the USED BLADE CONTAINER with the content of your SAFEBOX. Or directly with your used blades. When the box is full, turn the lid until it shuts. Now the box cannot be reopened. The next step is to safely and completely dispose of the filled USED BLADE CONTAINER.

WALL MOUNT BRACKET USED BLADE CONTAINER NO. 9845



Include it in your order now! With this mounting bracket you can fix your USED BLADE CONTAINER to a central location. Use the clamp and screws and nuts supplied with the product to attach it to either a pipe or a rod.

MANUFACTURER

MARTOR KG | Lindgesfeld 28 | 42653 Solingen | Germany
T +49 212 73870-0 | info@martor.de | www.martor.com